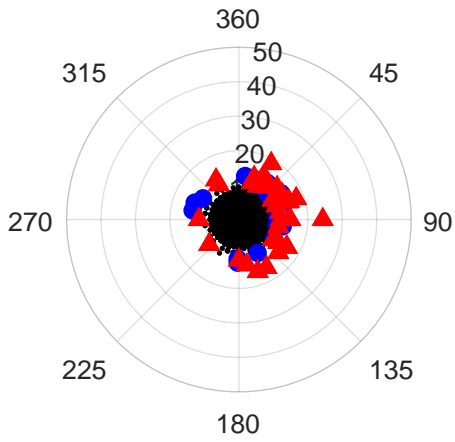


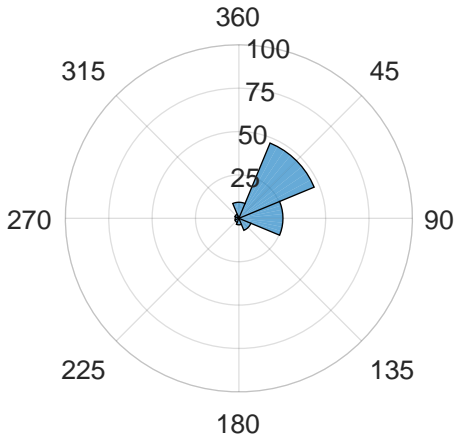
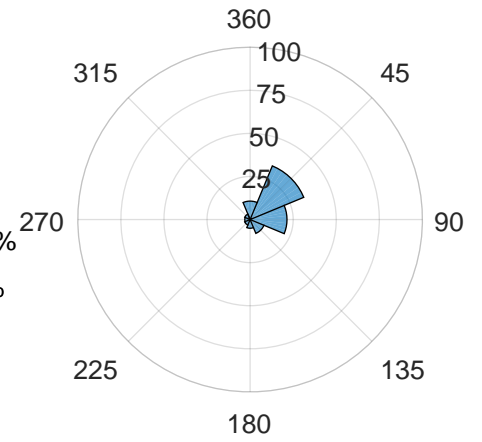
Direcionalidade/Directionality

SBTU (MSS)



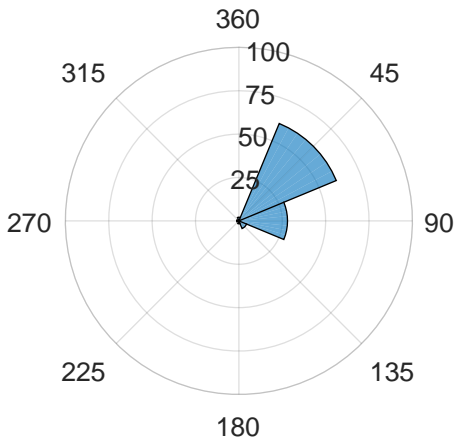
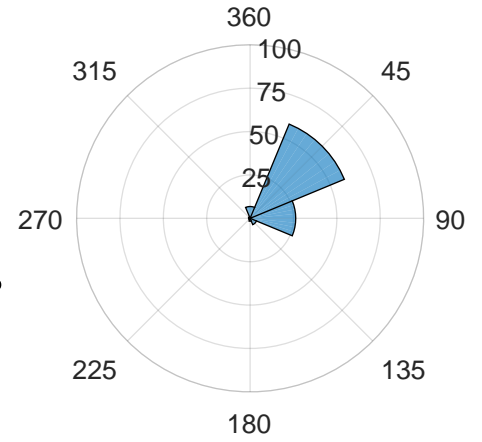
G_{cor} (m/s)
vs
DIR

% t_{tot}
P = 0
 $G_{cor} = 0$: 10.6%
DIR = \emptyset : 0.0%



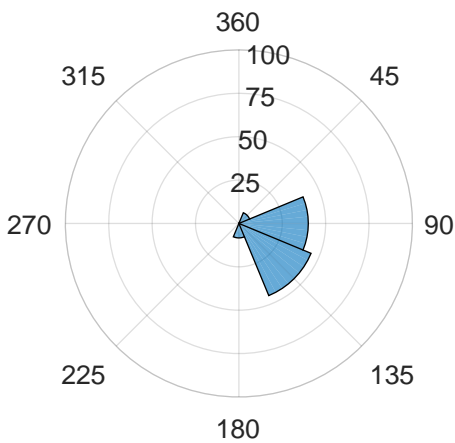
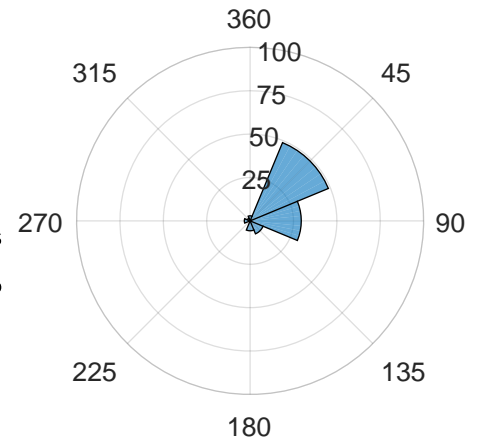
% t
P = 0.5
 $G_{cor} \geq 4.3$ m/s
DIR = \emptyset : 0.0%

% t
P = 0.9
 $G_{cor} \geq 7.5$ m/s
DIR = \emptyset : 0.0%



% t
P = 0.99
 $G_{cor} \geq 9.6$ m/s
DIR = \emptyset : 0.0%

% t
P = 0.999
 $G_{cor} \geq 11.8$ m/s
DIR = \emptyset : 0.0%



% t
P = 0.9999
 $G_{cor} \geq 16.0$ m/s
DIR = \emptyset : 0.0%

% t
Top 100
 $G_{cor} \geq 11.2$ m/s
DIR = \emptyset : 0.0%

